

Language Trends 2014-2015

Hannah Doughty

Autumn 2015

hannah.doughty@strath.ac.uk

Trend of entries by SCQF level

- Slide 03: Entries at SCQF Level 4 for French, Spanish and German
- Slide 04: Entries at SCQF Level 4 for Italian, Gaelic Learners, Urdu and Chinese Languages
- Slide 05: Entries at SCQF Level 5 for French, Spanish and German
- Slide 06: Entries at SCQF Level 5 for Italian, Gaelic Learners, Urdu and Chinese Languages
- Slide 07: Entries at SCQF Level 6 (Higher) for French, Spanish and German
- Slide 08: Entries at SCQF Level 6 (Higher) for Italian, Gaelic Learners, Urdu and Chinese Languages
- Slide 09: Entries at SCQF Level 7 (Adv. Higher) for French, Spanish and German
- Slide 10: Entries at SCQF Level 7 (Adv. Higher) for Italian, Gaelic Learners, and Chinese Languages

Trend of entries by language


- Slide 11: Entries for French at SCQF Levels 4-7
- Slide 12: Entries for Spanish at SCQF Levels 4-7
- Slide 13: Entries for German at SCQF Levels 4-7
- Slide 14: Entries for Italian at SCQF Levels 4-7
- Slide 15: Entries for Gaelic Learners at SCQF Levels 4-7
- Slide 16: Entries for Chinese Languages at SCQF Levels 4-7
- Slide 17: Entries for Urdu at SCQF Levels 4-6
- Slide 18: Entries for Gàidhlig at SCQF Levels 4-7

Slides 03 – 10 provide a graphic comparison across a number of languages with regard entries by SCQF level in 2014 and 2015.

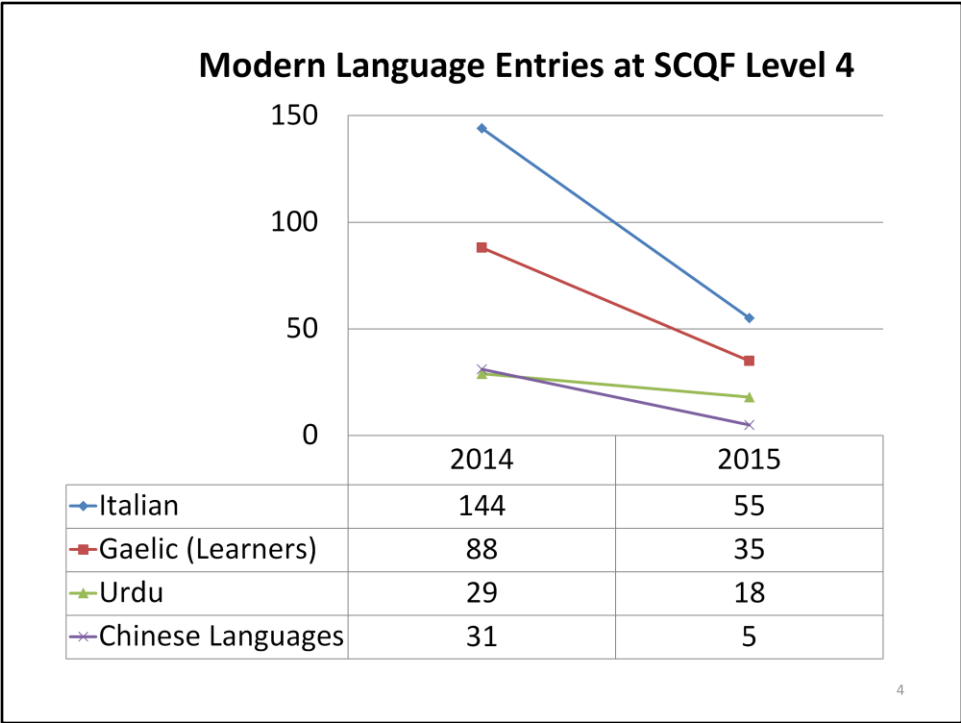
Slides 11 – 18 provide a graphic comparison of entries by language at each level of qualification that they are offered.

NB


- Entries at SCQF Level 4 include entries at Intermediate 1 and National 4
- Entries at SCQF Level 5 include entries at Intermediate 2 and National 5
- Urdu is not offered at SCQF Level 7 (Advanced Higher)
- Chinese Languages include entries for Mandarin (Simplified), Mandarin (Traditional) and Cantonese. Although SQA have not published a breakdown of entries for each of the three qualifications it is accepted that the majority of entries will be for Mandarin (Simplified).
- The assessment arrangements for Gaelic Learners are the same as for other modern languages so the qualification has been included in the comparison of trends by SCQF level. However, because the candidates entered for Gàidhlig are all fluent speakers of the language the assessment arrangements for this qualification are different from other modern languages (similar to English and English for Speakers of Other Languages) so we have not included Gàidhlig in the comparison of trends by SCQF level.



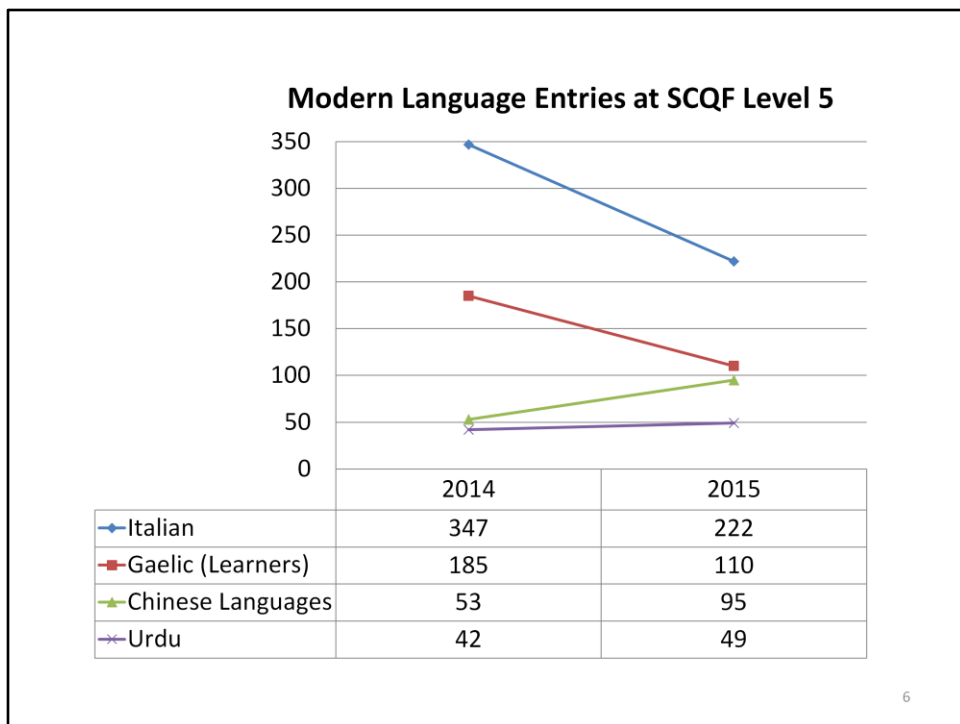
There has been a decline in the number of entries at SCQF Level 4 of the three main modern languages (French, German and Spanish) studied in Scotland over the past year. The decline has been most marked in French and German (-23% each). Entries for Spanish decreased by 12% compared to 2014.



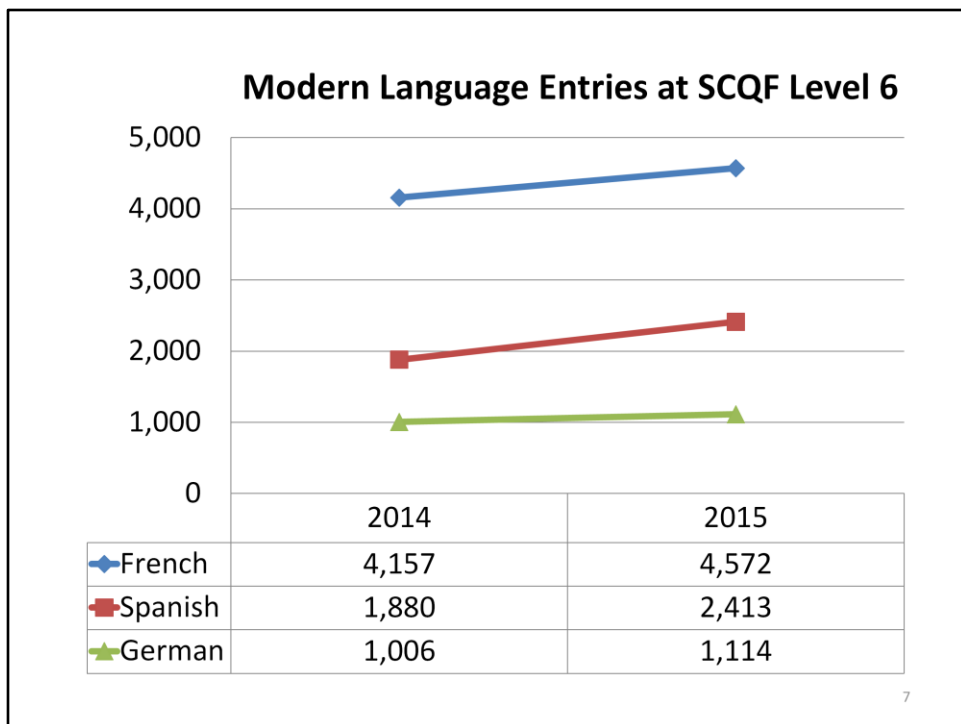
Entries for other languages studied at SCQF Level 4 also declined, and very significantly for Chinese Languages, Italian and Gaelic Learners (-84%, -62% and -60% respectively). Entries for Urdu decreased by 38%.



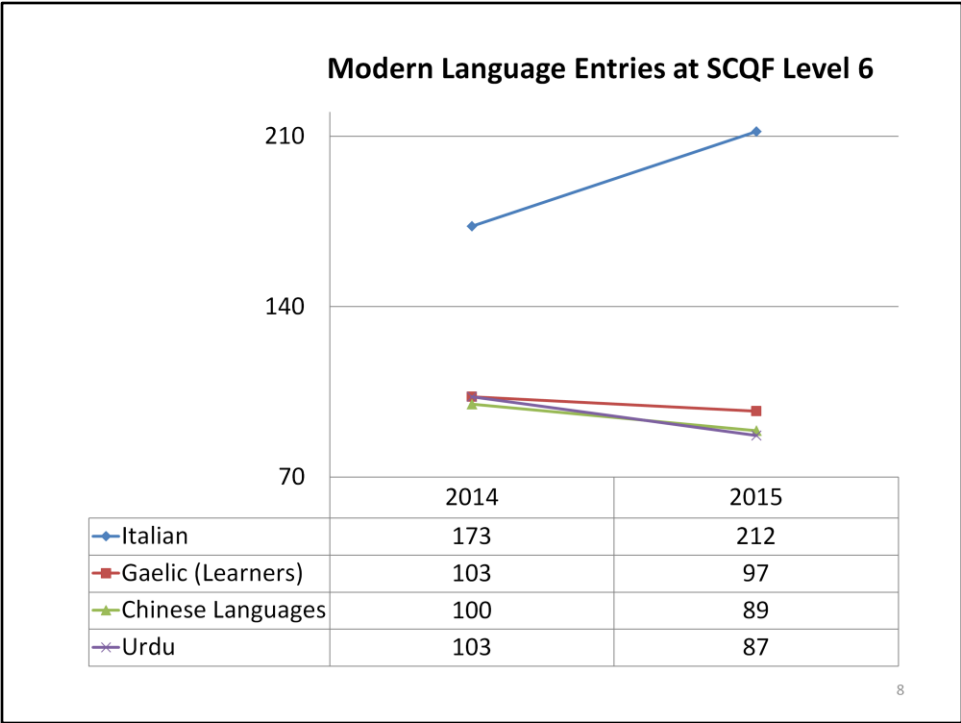
Entries at SCQF Level 5 in French and German decreased by 10% and 14% respectively whilst entries in Spanish increased by 5% compared to 2014.



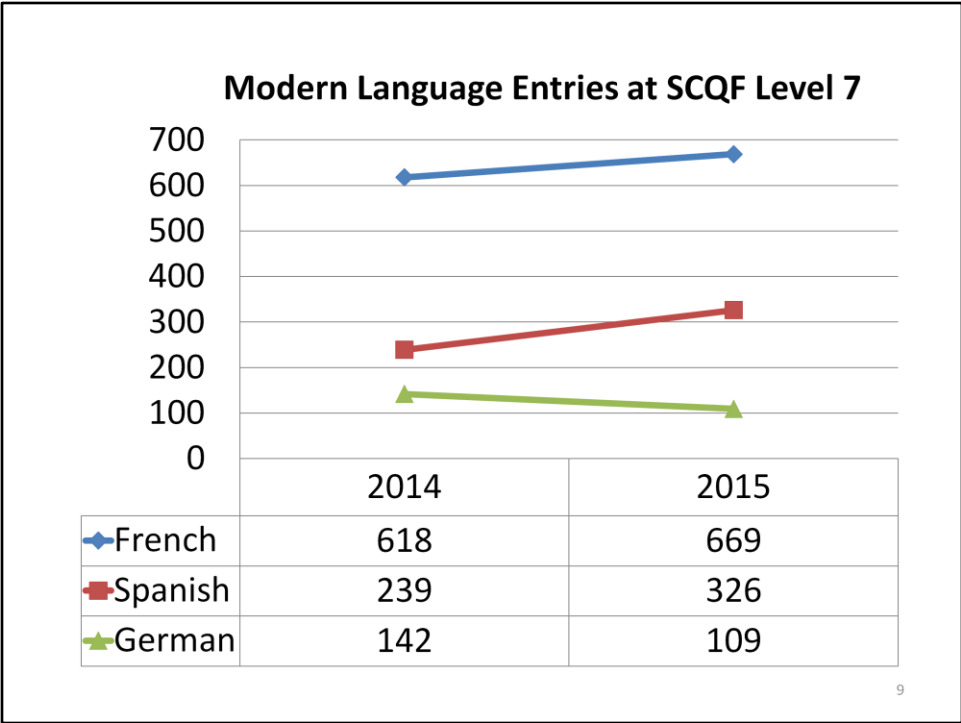
Compared to 2014 entries at SCQF Level 5 for Italian and Gaelic Learners decreased by 36% and 41% respectively. Entries for Chinese Languages and Urdu increased by 79% (from 53 to 95 entries) and 17% (from 42 to 49 entries) respectively, compared to 2014.



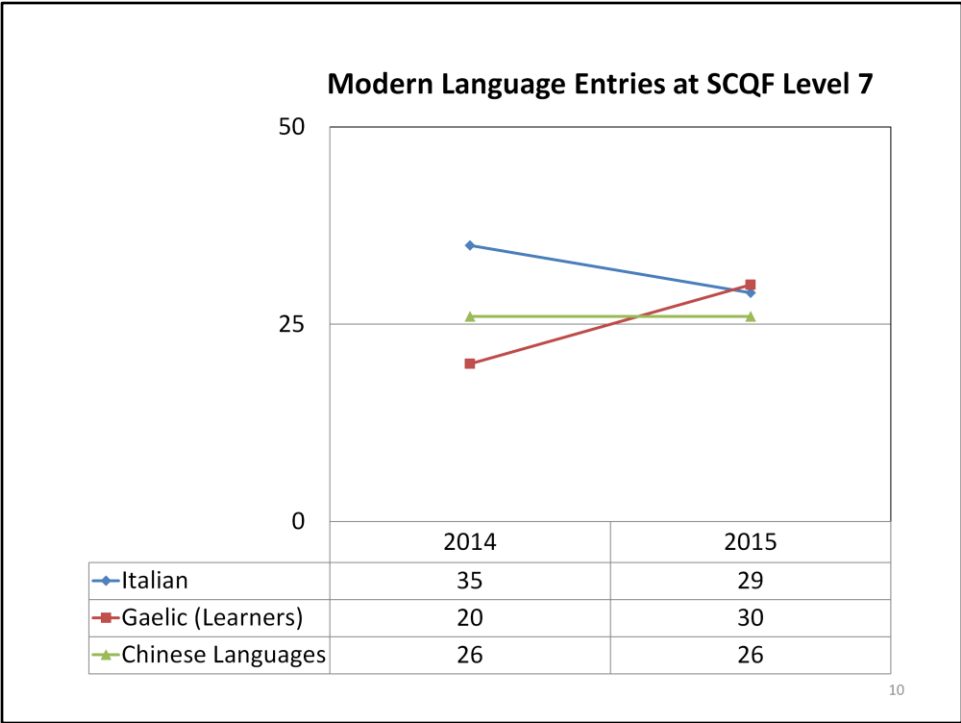
Compared to 2014, entries at SCQF Level 6 (Higher) in French, Spanish and German increased by 10%, 28% and 11% respectively.



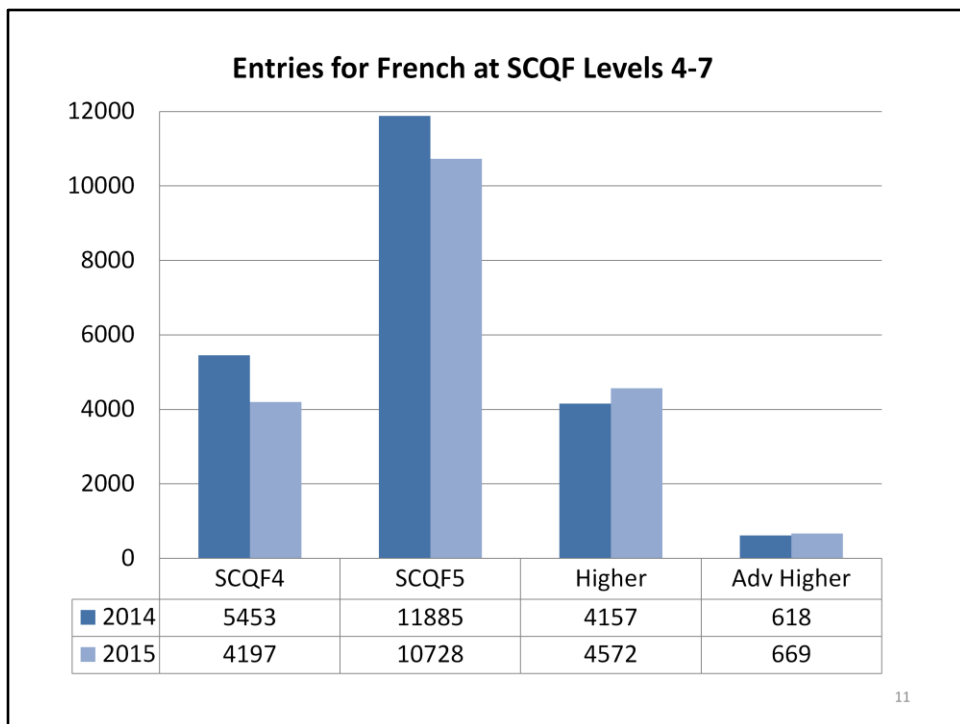
Compared to 2014, entries for Italian at SCQF Level 6 increased by 23%. Entries for Gaelic Learners, Chinese Languages and Urdu decreased by 6%, 11% and 16% respectively.



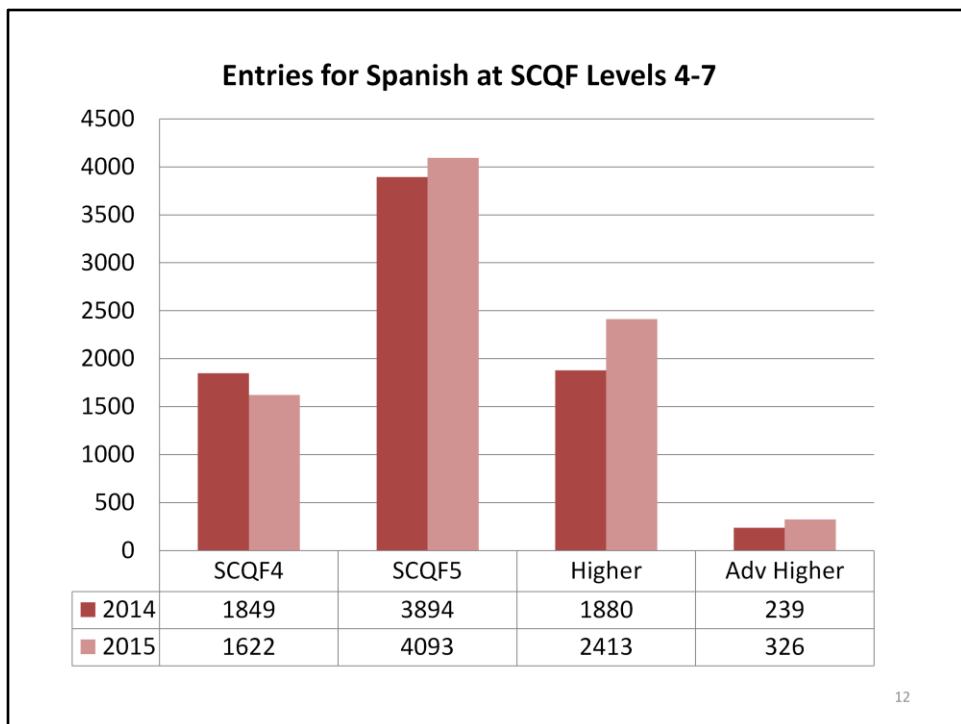
Compared to 2014, entries at SCQF Level 7 (Advanced Higher) in French and Spanish increased by 8% and 36% respectively. Entries in German decreased by 23%.



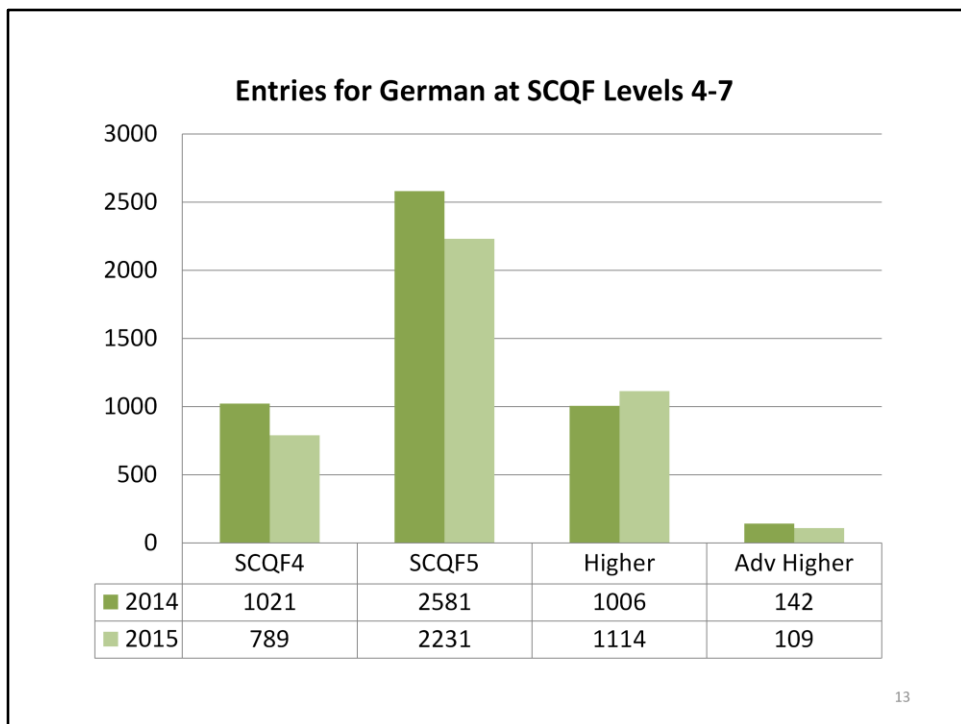
As in 2014, there were comparatively few entries for other languages at SCQF Level 7.



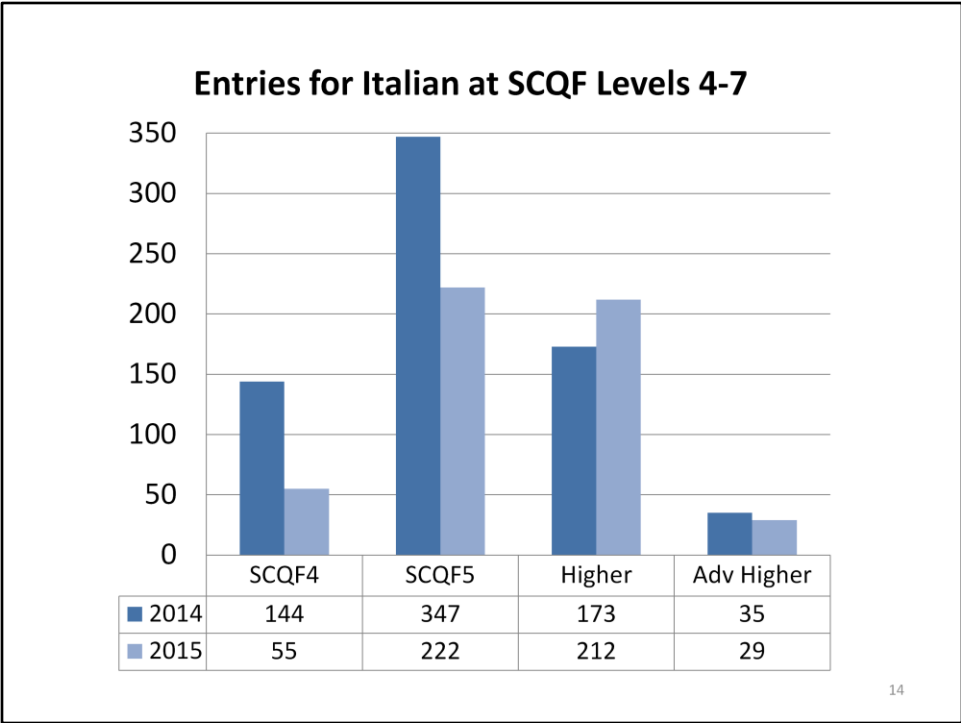
Looking at entries for French only, the data show that compared to 2014 there were increases at Higher and Advanced Higher (10% and 8% respectively) and decreases at National 4 and 5 (-23% and -10% respectively).



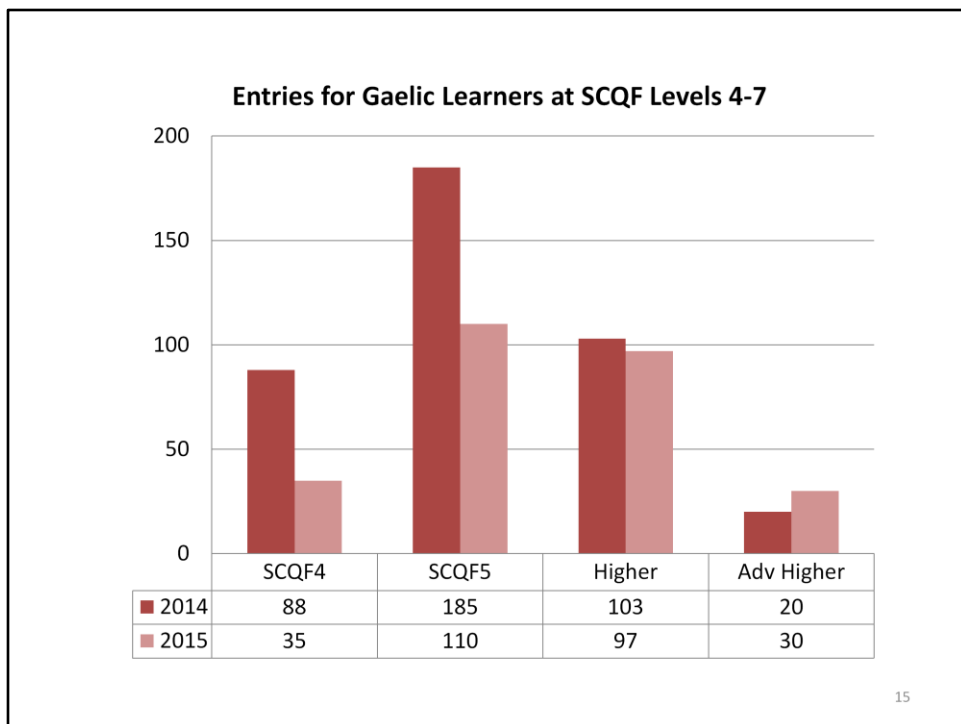
Looking at entries for Spanish only, the data show that compared to 2014 there were increases at National 5 (5%), Higher (28%) and Advanced Higher (36%) and decreases at National 4 (-12%).



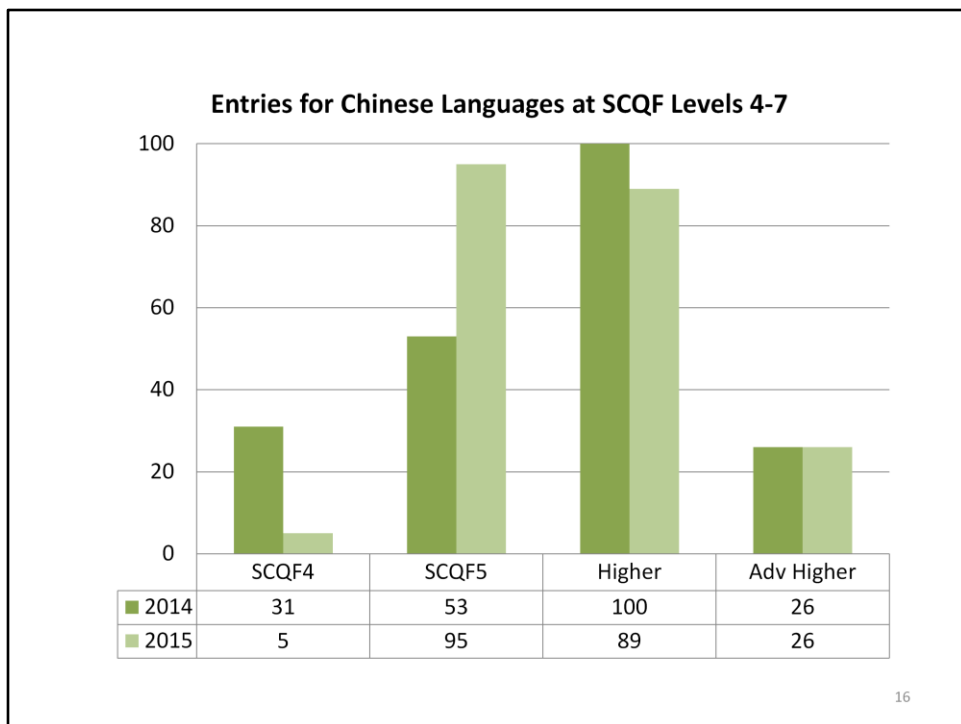
Looking at entries for German only, the data show that compared to 2014 there were increases at Higher (11%) and decreases at National 4 (-23%), National 5 (-14%) and Advanced Higher (-23%).



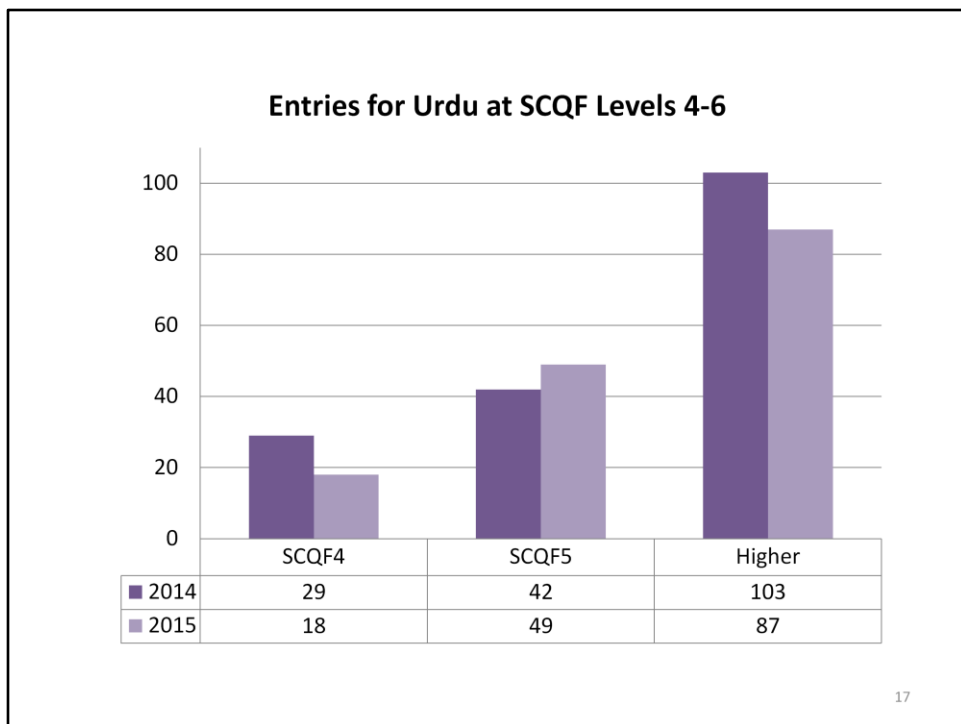
Looking at entries for Italian only, the data show that compared to 2014 there was an increase of entries at Higher (23%) and decreases at National 4 (-64%), National 5 (-36%) and Advanced Higher (-17%).



Looking at entries for Gaelic Learners only, the data show that compared to 2014 there were significant decreases of entries at National 4 (-60%), National 5 (-41%) and very slight decrease for entries at Higher (-6%). There was a 50% increase of entries at Advanced Higher.

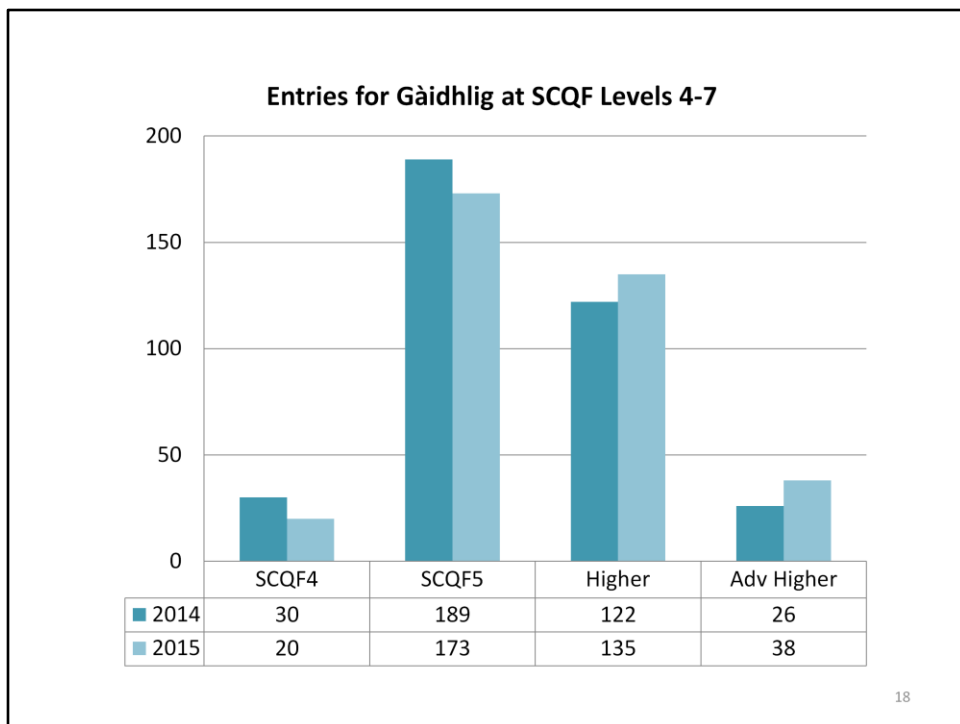


Looking at entries for Chinese Languages only, the data show that compared to 2014 there was a 79% increase for entries at National 5. Entries at National 4 dipped by a significant 84%, and there was a slight decrease for entries at Higher (-11%). Entries at Advanced Higher remained the same.



Looking at entries for Urdu only, the data show that compared to 2014 there was a 17% increase of entries at Higher and decreases at National 4 (-38%) and National 5 (-16%).

NB: Urdu is not offered at Advanced Higher level.



NB: The candidates entered for Gàidhlig are all fluent speakers of the language and therefore the assessment arrangements are different to those for Gaelic (Learners) and other modern languages so we have not included Gàidhlig in the comparison of trends by SCQF level.

Looking at entries for Gàidhlig, the data show that compared to 2014 there was an increase at Higher (11%) and decreases at National 4 (-33%), National 5 (-8%) and Advanced Higher (46%, -14% and -23% respectively).